

Experience the 'ARPAN' Life Style...Glorious 15 Years of
excellence in crafting Luxurious Living...



Presents



SHRI GANESH ARPAN

PLUSH • PEACFUL • PRISTINE



SHRI GANESH ARPAN
PLUSH • PEACFUL • PRISTINE

SHRI GANESH
ARPAN

SHRI
GANESH
ARPAN
2





Typical floor Plan



TOWER 1

1st To 4th FLOOR PLAN

FLAT NO	UNIT	RERA/ CARPET AREA <small>AREA (in Sq.Ft.)</small>	BALCONY AREA <small>AREA (in Sq.Ft.)</small>	BUA <small>AREA (in Sq.Ft.)</small>	SBUA <small>AREA (in Sq.Ft.)</small>
1	2BHK+2T	667.88	69.83	839.36	1092
2	3BHK+2T	810.12	66.06	989.15	1286
3	3BHK+2T	936.44	71.44	1124.85	1463
4	3BHK+3T	939.24	89.73	1160.19	1508

A DREAMY ABODE DESIGNED FOR YOUR FAMILY

A perfect heaven created to cater the need of every member of your family. A place where you nurture the childhood, enjoy the youth & care the elderly to the fullest.





TOWER

FLAT NO	UNIT	RERA/ CARPET AREA <small>AREA (in Sq.Ft.)</small>	BALCONY AREA <small>AREA (in Sq.Ft.)</small>	BUA <small>AREA (in Sq.Ft.)</small>	SBUA <small>AREA (in Sq.Ft.)</small>
1	2BHK+2T	667.88	69.83	839.36	1092



FLAT NO	UNIT	RERA/ CARPET AREA <small>AREA (in Sq.Ft.)</small>	BALCONY AREA <small>AREA (in Sq.Ft.)</small>	BUA <small>AREA (in Sq.Ft.)</small>	SBUA <small>AREA (in Sq.Ft.)</small>
2	3BHK+2T	810.12	66.06	989.15	1286



TOWER

FLAT NO	UNIT	RERA/ CARPET AREA <small>AREA (in Sq.Ft.)</small>	BALCONY AREA <small>AREA (in Sq.Ft.)</small>	BUA <small>AREA (in Sq.Ft.)</small>	SBUA <small>AREA (in Sq.Ft.)</small>
3	3BHK+2T	936.44	71.44	1124.85	1463



FLAT NO	UNIT	RERA/ CARPET AREA <small>AREA (in Sq.Ft.)</small>	BALCONY AREA <small>AREA (in Sq.Ft.)</small>	BUA <small>AREA (in Sq.Ft.)</small>	SBUA <small>AREA (in Sq.Ft.)</small>
4	3BHK+3T	939.24	89.73	1160.19	1508



B TOWER 1

2nd To 4th FLOOR PLAN



FLAT NO	UNIT	RERA/ CARPET AREA <small>(AREA in Sq.Ft.)</small>	BALCONY AREA <small>(AREA in Sq.Ft.)</small>	BUA <small>(AREA in Sq.Ft.)</small>	SBUA <small>(AREA in Sq.Ft.)</small>
1	3BHK+2T	1020	126.21	1276.60	1664
2	3BHK+2T	1010	107.70	1244.09	1616
















TOWER

2nd To 4th FLOOR PLAN

FLAT NO	UNIT	RERA/ CARPET AREA <small>AREA (in Sq.Ft.)</small>	BALCONY AREA <small>AREA (in Sq.Ft.)</small>	BUA <small>AREA (in Sq.Ft.)</small>	SBUA <small>AREA (in Sq.Ft.)</small>	FLAT NO	UNIT	RERA/ CARPET AREA <small>AREA (in Sq.Ft.)</small>	BALCONY AREA <small>AREA (in Sq.Ft.)</small>	BUA <small>AREA (in Sq.Ft.)</small>	SBUA <small>AREA (in Sq.Ft.)</small>
1	3BHK+2T	1020	126.21	1276.60	166.4	2	3BHK+2T	1010	107.70	1244.09	1616



	STRUCTURE	Earthquake-resistant structures with Rcc Column & Pedestal Anti-Termite treatment In Foundation. Rcc Column/ Beams/ Slabs.
	DOOR	Flush Door of Water Proof Commercial Ply.
	WINDOW	3 track sliding UPVC windows With Net.
	FLOORING	4X2 GVT Vitrified floor tiles in whole flat. (except toilet) of JOHNSON / KAJARIA / RAK.
	BATHROOM	Flooring in floor ceramic tiles and dado in ceramic tiles upto roof height. Standard basin will be provided in both toilets.
	KITCHEN	Granite working platform with ceramic tiles dado upto 24" height. With Handmade S.S Sink.
	WALL	10" thick external and 5" thick internal partition brick work masonry. Wall putty on Internal & Texture on External wall.
	SANITARY FITTINGS	All C.P. or brass fitting of standard make. White glazed vitreous sanitary ware. Wall hung commode with concealed cistern, diverter systems in all Bath rooms.
	ELECTRICAL	Concealed conduit copper wiring standard fittings and fixtures ... of ABB/ SCHNEIDER / COLOURS with modular switches .
	WATER SUPPLY	Through deep boorewell to overhead tank.
	EV CHARGING	EV Charging Provision in all car Parking.

SALIENT FEATURES

RERA approved project
 Project approved by BSMC
 Construction with high quality materials.
 Excellent location with all schools and market at walking distance.
 Well furnished parking facility.
 Easy transportation facility to anywhere in city from the apartment.
 Finance facility from banks.
 Water harvesting system.

HIGHLIGHTS

Terrace Garden
 Car Parking With EV. Charging
 Lush Green Area
 Lift 1 no.
 Branded materials & fittings
 Two tier security guard.
 CCTV
 Well ventilated rooms.
 24x7 Electric and water supply.



SCHOOL'S & COLLEGES

Daffodil public School - 2.4 k.m
RPS School - 2.4 Km



HOSPITAL'S

Janaki Hospital - 2 Km
Nalanda Bone & spine center - 2.1 km
Revival Hospital & Trauma centre - 3.1 km



AIRPORT , RAILWAY STATION & BUS STAND

Golapur Airport - 1 KM
Ramchandrapur Bus stand - 2.9 k.m
Bihar Sharif Railway station - 5.8 k.m



SHOPPING & ENTERTAINMENT

Reliance Trendes - 1 Km
Kisan cinema Hall - 6.2 k.m
Nageswar Mall - 2.6 Km



TEMPLE

Shitla Mandir Maghra- 0.92 k.m



PLAY & ACTIVITIES

Subhas Park - 4.4 k.m
Hiranya Parwat - 1.5 Km

SITE ADDRESS:

Bihar Sharif- Ekangarsarai Main Road, Maghra,
Bihar Sharif

OUR PREVIOUS PROJECT



NISHESH ARPAN



BHARDWAJ ARPAN



RAJRAPA ARPAN



AMBIKA ENCLAVE



GOMTI LAXMI ENCLAVE



SHAILMANORAM ENCLAVE



ARPAN VILASH BLOCK B



ARPAN VILASH BLOCK A



PROMOTERS & DEVELOPERS

ARPAN MEGA STRUCTURES PRIVATE LIMITED

PATNA OFFICE. :B5 1st Floor, RAJENDRA NAGAR,
RAM KRISHNA AVENUE,PATAN - 800016

CORPORATE OFFICE :GE, AMBIKA ENCLAVE, SHIV BAGAN,
MAIKEY ROAD,UPPER BAZAAR, RANCHI, INDIA, JHARKHAND

Phone : +91 94610 75805, 0651-3551170

E-mail : arpanmega6565@gmail.com

Website : www.arpanmegastructures.com

Follows Us On :    

DISCLAIMER

All details in this booklet are for easy information and concept purposes only , and do not form part of the agreement. This document is tentative and promoter reserves the right to make variations and modifications.

DESIGN BY : PHOENIX DESIGN (6202288195 / 9304366467)